



Figure 1

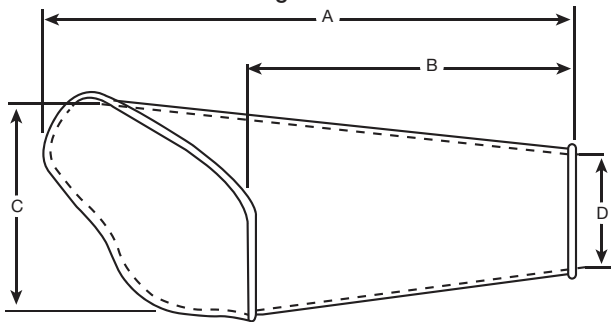
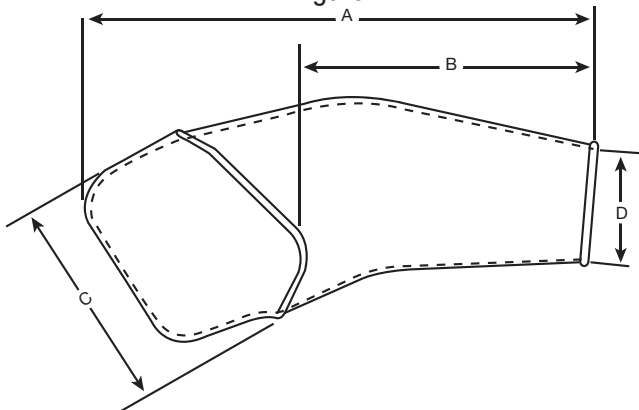


Figure 2



RUBBER INSULATING SLEEVES extend coverage of the arm from the cuff of rubber insulating gloves to the shoulder; fully protecting these areas from accidental contact with energized conductors and equipment. Salisbury sleeves feature a reinforcing fold at the cuff. This fold is preferred over a rolled bead because it adds less bulk to the cuff and fits into the glove easier without pushing. Two different processes are used to manufacture insulating sleeves; dipping and molding. Both meet the current requirements of ASTM D1051 and offer the same high level of quality and protection.

SIZING

Sleeves should be selected to fit the arm comfortably, covering from the top of the shoulder to inside the top of the glove. To minimize the possibility of the sleeves pushing gloves off the hand, size the sleeve to the shortest length possible while maintaining complete coverage to the shoulder.

SIZING LINEMEN'S SLEEVES

STRAIGHT ARM SLEEVE- Figure 1

A in. (m)	B in. (mm)	C in. (mm)	D in. (mm)
SMALL			
24.25 (616)	15.13 (384)	12.5 (317)	5.75 (146)
REGULAR			
26.25 (667)	15.5 (394)	11.25 (286)	5.5 (140)
LARGE			
28.5 (724)	17 (432)	12.87 (327)	6.87 (175)
EXTRA LARGE			
30 (762)	19 (483)	13.25 (337)	6.87 (175)

EXTRA CURVED ARM SLEEVE- Figure 2

A in. (mm)	B in. (mm)	C in. (mm)	D in. (mm)
SMALL			
24.25 (616)	15.13 (384)	12.5 (317)	5.75 (146)
REGULAR			
26.5 (673)	15.5 (394)	12.25 (311)	5.25 (133)
LARGE			
27.75 (705)	16 (406)	12.87 (327)	6.87 (175)
EXTRA LARGE			
29.5 (749)	17.5 (445)	12.87 (327)	7 (178)



DIPPED LINEMEN'S SLEEVES

SALISBURY ADVANTAGE

DIPPED SLEEVES are manufactured in the same way as Salisbury rubber insulating gloves. Porcelain forms are dipped into liquefied rubber, dried, trimmed, marked and cured. Every sleeve receives the same quality inspections and electrical testing before shipping. Dipped sleeves are available in the same colors as dipped gloves, including two color combinations.

Salisbury offers two popular styles of dipped linemen's sleeves: straight and extra-curved. Both styles are available in solid color or color combination, size and voltage class. Most importantly, all are made to the same rigid levels of quality demanded by Salisbury.

Only Salisbury offers both dipped and molded sleeves.

MOLDED SLEEVES are manufactured by either injection or compression molding methods. The advantage these methods offer is the ability to produce sleeves of Type I or SALCOR® Type II synthetic rubber. SALCOR® sleeves provide the same high quality and electrical protection as natural rubber, with the added benefit of being resistant to ozone and ultraviolet radiation. Type I sleeves are available in black, yellow or maroon. Type II SALCOR® sleeves are black or orange. Molded sleeves are available in curved arm style only.

CAT. NO. BREAKDOWN FOR DIPPED TYPE I SLEEVES

VOLTAGE CLASS	SIZE	COLOR
D0	S, R, L or XL	Y = yellow
D1	S, R, L or XL	B = black
D2	S, R, L or XL	YB = Y inside, B out
D3	S, R, L or XL	RB = R inside, B out
D4	S, R, L or XL	YR = Y inside, R out

S=small, R=regular, L=large or XL=extra large

Add suffix "-ST" to order straight cuff or "-EC" to order extra-curved cuff

EXAMPLE: D2LYB-ST is a Large Yellow inside, Black outside Straight Cuff Dipped sleeve

CAT. NO. BREAKDOWN FOR MOLDED TYPE I SLEEVES

VOLTAGE CLASS	SIZE	COLOR
1	R or L	Y
2	R, L or XL	B, Y, M
3	R or L	Y, M
4	R or L	M

R=regular, L=large or XL=extra large

B=black, Y=yellow or M=maroon

EXAMPLE: 2RB is a Class 2, Regular, Black Molded Sleeve

CAT. NO. BREAKDOWN FOR MOLDED TYPE II SLEEVES

VOLTAGE CLASS	SIZE	COLOR
1	R or L	BS or OS
2	R, L or XL	BS or OS

R=regular, L=large or XL=extra large

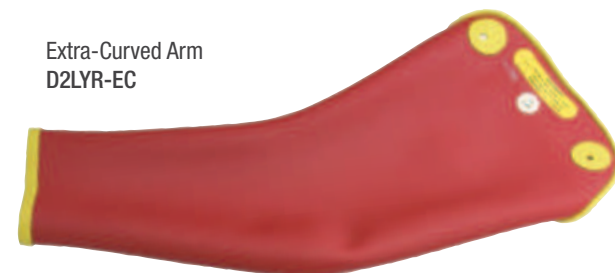
BS=black SALCOR® OS=orange SALCOR®

EXAMPLE: 2LOS is a Class 2, Large, Orange Molded Sleeve.

Straight Arm
D2RYB-ST



Extra-Curved Arm
D2LYR-EC



Molded Black
Type I
2RB



Molded Yellow
Type I
3LY



Molded Orange
Type II
2ROS

